

1.3. ELASTIC PROPERTIES

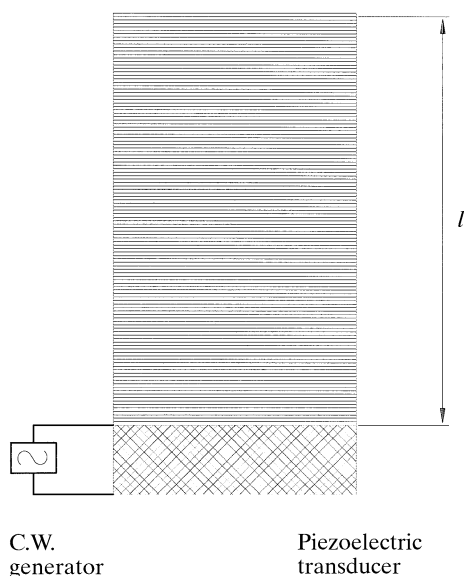


Fig. 1.3.4.1. Resonance technique: standing waves excited in a parallelepiped.

method, ‘sing around’ method *etc.*). Nevertheless, if the absolute value of the ultrasonic velocity is not determined with a high accuracy by using pulse-echo techniques, this approach has proved valuable when relative values of ultrasonic velocities are needed, *e.g.* temperature and pressure dependences of ultrasonic velocities.

(i) *Pulse-superposition method.* A piezoelectric transducer initiates ultrasonic pulses in the specimen. These pulses echo back and forth within the specimen. A continuous-wave oscillator is used to control the pulse repetition rate. When the repetition rate is adjusted so that the initiation of a pulse coincides with the return of the first echo from the preceding pulses, the change in the signal amplitude indicates superposition. The pulse rate is a measure of the travel time within the specimen.

(ii) *‘Sing around method’.* The ‘sing around’ method for measuring the velocity of ultrasonic waves involves the use of two piezoelectric transducers, one at each end of the specimen. One transducer receives an impulse from the electronic generator and converts it into an ultrasonic pulse in the specimen. This pulse, after passing through the specimen, is detected by the receiving transducer. The received pulse triggers the electronic generator to initiate a succeeding pulse. The pulse repetition rate is a very sensitive probe for measuring changes of the ultrasonic velocity in the specimen. Relative variations of 10^{-7} can be measured, such as temperature or stress dependences of the velocity.

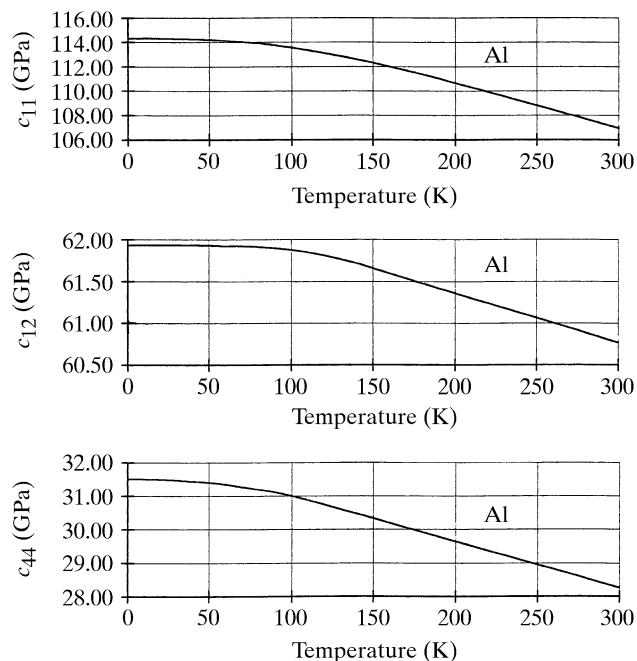


Fig. 1.3.5.1. Temperature dependence of the elastic stiffnesses of an aluminium single crystal (after Landoldt-Börnstein, 1979).

1.3.5. Pressure dependence and temperature dependence of the elastic constants

1.3.5.1. Introduction

In a solid, the elastic constants are temperature and pressure dependent. As examples, the *temperature dependence* of the elastic stiffnesses of an aluminium single crystal within its stability domain (the melting point is 933 K) and the *pressure dependence* of the elastic stiffnesses of the ternary compound $KZnF_3$ within its stability domain (the crystal becomes unstable for a hydrostatic pressure of about 20 GPa) are shown in Figs. 1.3.5.1 and 1.3.5.2, respectively.

We can observe the following trends, which are general for stable crystals:

(i) From 0 K to about $\Theta_D/5$, where Θ_D is the Debye temperature, the elastic stiffnesses decrease according to a Θ^4 law. From $\Theta_D/5$ to the beginning of the instability domain, the dependence is linear with Θ . In addition, $(\partial c_{ii}/\partial \Theta)_p = 0$ at 0 K as predicted by the third principle of thermodynamics.

(ii) For stable crystals, the *pressure dependence* of the elastic stiffnesses is linear as long as the applied pressure is small compared to the elastic stiffnesses. As an example, a typical order

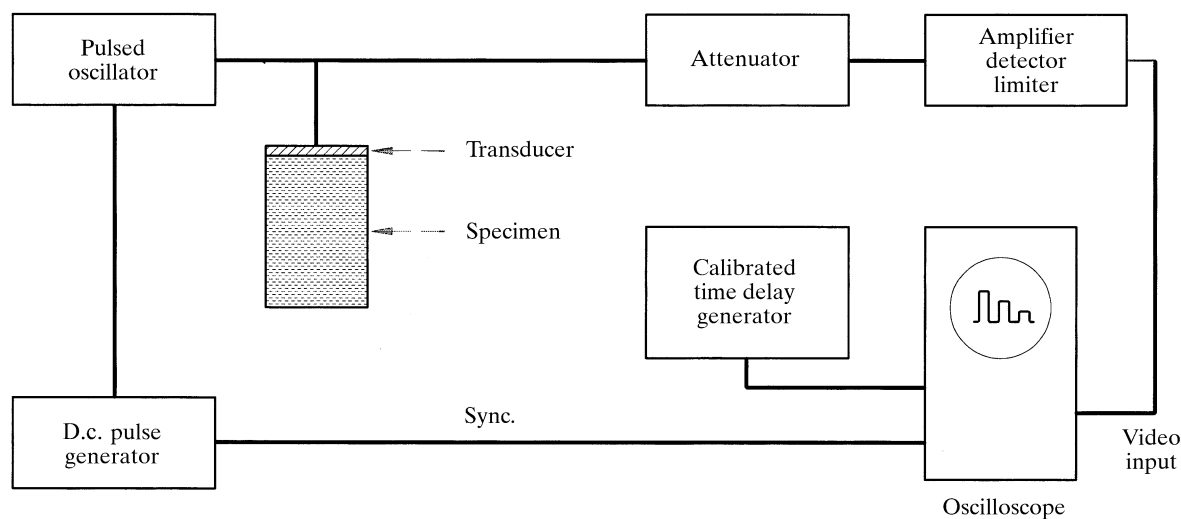


Fig. 1.3.4.2. Block diagram of the pulse-echo technique.